

# Get the SpeedCove advantage

*FOR EPOXY AND DECORATIVE FLOORING PROFESSIONALS  
get consistent, uniform cove base the quick and easy way every time...*



*Light Weight*

*Impact Resistant*

*Consistent Cove Radius*

## About SpeedCove

SpeedCove precast cove base moulding is a revolutionary product used to eliminate the joint at wall/floor intersections and provide a seamless coating/painting application onto walls, instead of having to create coving by hand which can be labour intensive.

SpeedCove is an impact resistant precast cove base moulding made specifically for use with all types of floor coatings, cementitious overlays and paints. SpeedCove quickly and easily forms the perfect shape and height around the perimeter of a room to meet **health department** requirements.

The new generation SpeedCove is made from an exclusive lightweight flexible polymer composite that is impact resistant, moisture proof and once installed can withstand extreme heat and cold without warping, cracking or deteriorating. When the SpeedCove and floor is coated it provides a uniform, smooth, seamless and integral floor-to-wall junction to create one of the most sanitary and easily maintained floors available.



## FLEXIBLE PRECAST COVE BASE MOULDING



## Features and Benefits

- Made from an exclusive lightweight, flexible polymer composite.
- The preformed shape and height creates a consistency that makes any finish look its best.
- Installs with basic carpentry tools and skills.
- Unlimited shelf life.
- Simply glue to the wall/floor using epoxy patch material or a polyurethane adhesive.
- Complete overnight and rush jobs faster and more profitably.
- QuickSeal Edge is angled down to transition smoothly, forms a positive seal, eliminates most patching and adjusts slightly for uneven floors.
- Used with all types of finishes and applications, including epoxy, polyurea, polyurathanes, polyaspartics, polyesters, cementitious overlays, paint and more.
- Creates a seamless, water and chemical proof connection between floor and walls.
- Consistent, uniform 25mm cove radius makes finished floors look absolutely beautiful, easy to clean and the rounded top edge eliminates a dirt shelf.
- Flexible polymer composite allows cove base to follow general bends in wall and floor, without showing imperfections.
- All pieces have a fine 220 grit finish on the face to increase adhesion of coatings.
- For commercial, industrial, residential new and repair projects.

*Fast Installs*

*Quick Turnover*

*More Profits*

# SAVE TIME AND MONEY. EASY TO INSTALL




# sizes available to suit all job requirements



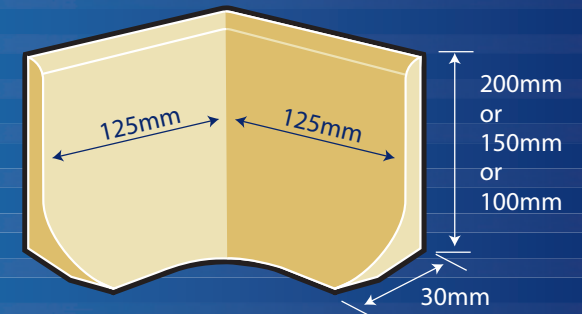
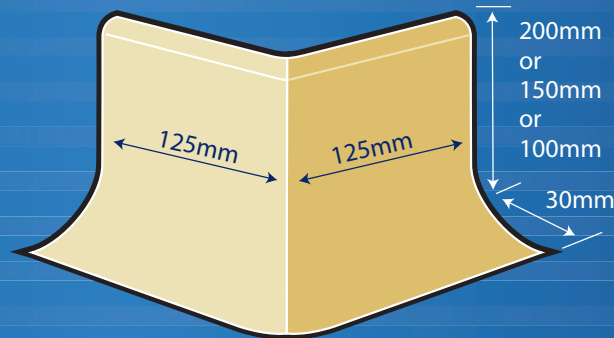

straight lengths



outside corners 90°



inside corners 90°



easy to install.... no special skills required




1.

Measure and cut SpeedCove to size.



2.

Dry fit all cut pieces without adhesive.



3.

Apply adhesive to the back and base of each piece then press pieces to the wall and floor.



4.

Fill/Patch all joints then sand off smooth.



5.

Wipe down and clean ready for coating/painting.



6.

Job complete, installed floor coating extending seamlessly up walls to cover SpeedCove.

smooth, seamless finish



## Australian Distributors iCOAT QUEENSLAND, iCOAT VICTORIA & iCOAT WESTERN AUSTRALIA

### **Australian Capital Territory:**

**Contact:** iCOAT VICTORIA.

**Phone:** 0418 456 371

**Email:** johnvb@icoataustralia.com.au

### **New South Wales**

**Contact:** iCOAT VICTORIA.

**Phone:** 0418 456 371

**Email:** johnvb@icoataustralia.com.au

### **Northern Territory**

**Contact:** iCOAT WESTERN AUSTRALIA

**Phone:** 08 9204 1911

**Email:** paul@icoataustralia.com.au

### **Queensland**

**Contact:** iCOAT QUEENSLAND

**Phone:** 07 5527 2012

**Email:** daveadams@icoataustralia.com.au

### **South Australia**

**Contact:** iCOAT VICTORIA

**Phone:** 0418 456 371

**Email:** johnvb@icoataustralia.com.au

### **Tasmania**

**Contact:** iCOAT VICTORIA

**Phone:** 0418 456 371

**Email:** johnvb@icoataustralia.com.au

### **Victoria**

**Contact:** iCOAT VICTORIA

**Phone:** 0418 456 371

**Email:** johnvb@icoataustralia.com.au

### **Western Australia**

**Contact:** iCOAT WESTERN AUSTRALIA

**Phone:** 08 9204 1911

**Email:** paul@icoataustralia.com.au